



How to access the digital books on Campus Difusión

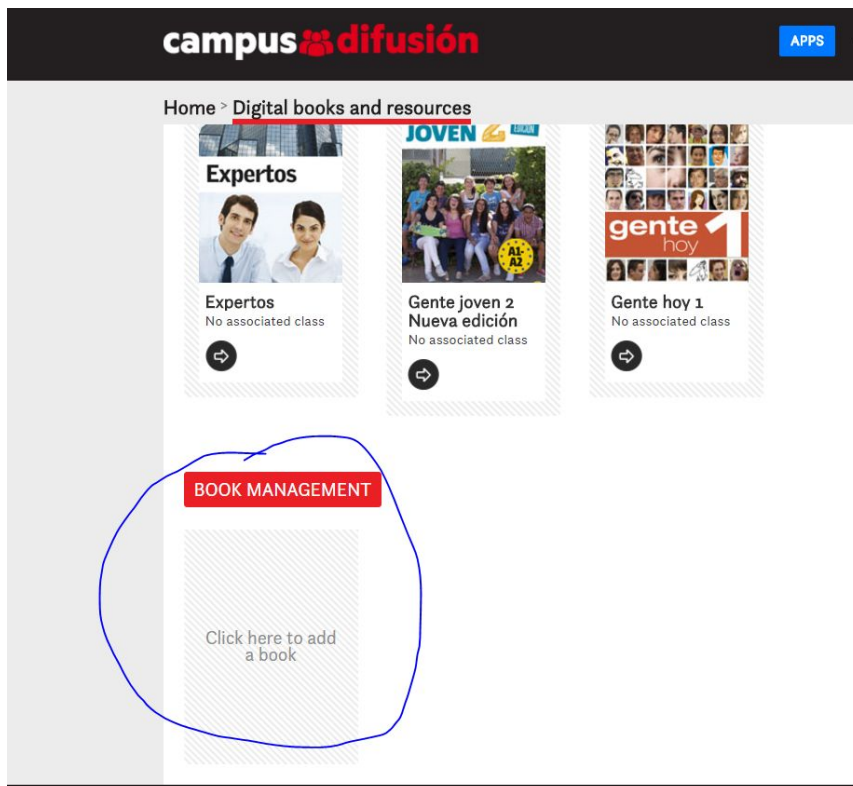
1. Go to Campus Difusión: <http://campus.difusion.com/>
2. Enter your username and password and click on **Log In**.



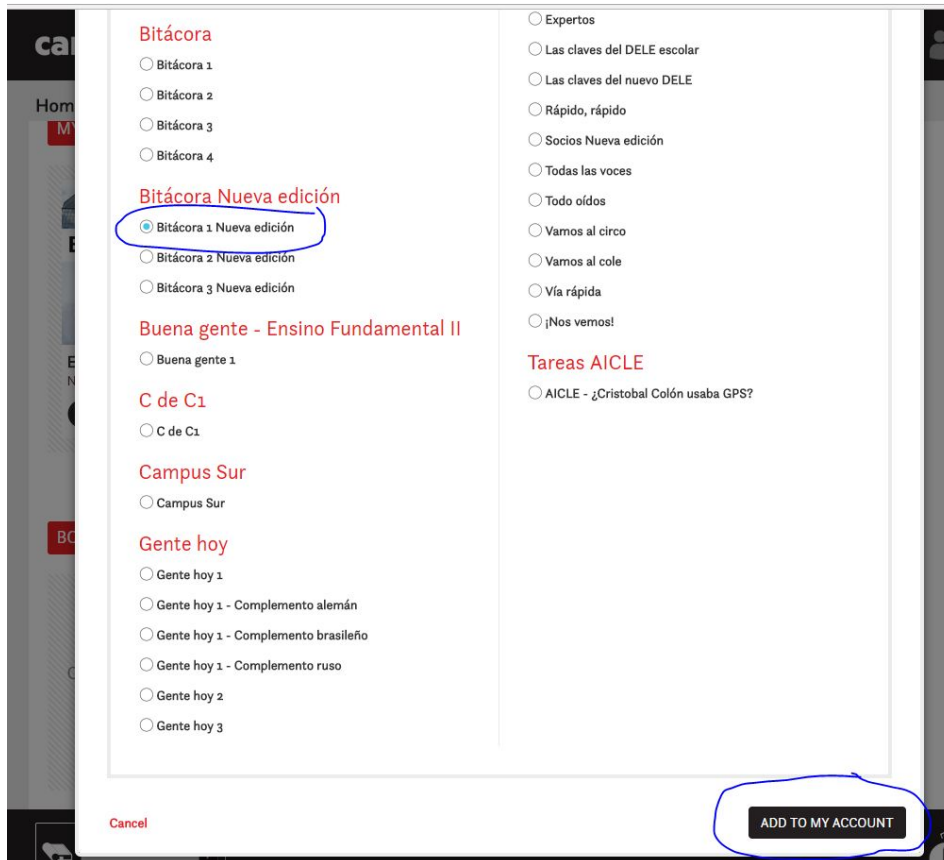
3. Click on **Digital books and resources**.



- 4. Click on **Book Management**.



- 5. Scroll down. Select **Bitácora 1 Nueva Edición** if you are in Spanish Regular 1 or Spanish Regular 2, or select **Bitácora 2 Nueva Edición** if you are in Spanish Regular 3. Then click on **Add to my account**.



- 6. Click on **Bitácora 1 Nueva Edición** (on the arrow) if you are in Spanish Regular 1 or Spanish Regular 2 or Bitácora 2 Nueva Edición if you are in Spanish Regular 3.

The screenshot shows the 'campus difusión' website. At the top, there is a navigation bar with the text 'Home > Digital books and resources'. Below this, there are three book resource cards:

- Expertos**: A card featuring a man and a woman. Text: 'Expertos', 'No associated class'. A right-pointing arrow icon is at the bottom.
- Gente joven 2 Nueva edición**: A card featuring a group of young people. Text: 'Gente joven 2 Nueva edición', 'No associated class'. A right-pointing arrow icon is at the bottom.
- Gente hoy 1**: A card featuring a grid of faces. Text: 'Gente hoy 1', 'No associated class'. A right-pointing arrow icon is at the bottom.

Below these cards is a red button labeled 'BOOK MANAGEMENT'. Underneath this button, there is a card for **Bitácora 1 Nueva edición**, which is circled in blue. This card features a book cover with a tree and a 'A1' level indicator. Text: 'Bitácora 1 Nueva edición', 'No associated class'. A right-pointing arrow icon is at the bottom, also circled in blue. To the right of this card is a grey box with the text 'Click here to add a book'.

For Students – How to access the digital books on Campus Difusión

7. Click on **Libro Digital**.

The screenshot shows the top navigation bar of the Campus Difusión website. The logo 'campus difusión' is on the left, and navigation icons (APPS, Home, Mail, Users, Messages, Help, Profile) are on the right. Below the navigation bar, the breadcrumb trail reads 'Home > Digital books and resources > Bitácora 1 Nueva edición'. A row of four buttons is displayed: 'RECURSOS', 'LIBRO DIGITAL' (circled in blue), 'EJERCICIOS EXTRA', and 'CALIFICACIONES'. Below this row is a table with two columns: 'Resources' and 'Resource Types'. The 'Resources' column lists 'Otros recursos', 'Unidad 0', 'Unidad 1', 'Unidad 2', 'Unidad 3', 'Unidad 4', 'Unidad 5', 'Unidad 6', 'Unidad 7', 'Unidad 8', 'Unidad 9', 'DELE A1', and 'Unidades de repaso'. The 'Resource Types' column is currently empty.

8. You can now browse the digital book! We suggest you to use the menu on the bottom.

The screenshot displays the digital book interface for 'Unidad 0'. The main content area is titled 'UNIDAD 0' and includes sections for 'DOCUMENTOS', 'LÉXICO', 'GRAMÁTICA', and 'COMUNICACIÓN'. A table of contents menu is open in the center, listing the book's structure. The bottom navigation bar contains various icons, with the menu icon (three horizontal lines) circled in blue. The background features a word cloud and a 'PUNTO DE PARTIDA' section with images and text.

ÍNDICE	
LIBRO DEL ALUMNO	
Créditos	
Cómo es Bitácora Nueva edición	
Unidad 0. Tú, yo, nosotros	
Punto de partida	1
Test de personalidad	2
Agenda de aprendizaje	4
Taller de uso	16
Unidad 1. Personas y palabras	17
Punto de partida	18
Razones para aprender español	20
Agenda de aprendizaje	21
Taller de uso	22
Un mapa cultural del español	23
Agenda de aprendizaje	24
	26
	27
	28
	28
	30